

IPS[®]
e.max[®]

IPS[®]
e.max[®]
all ceramic all you need

all ceramic

all you need

ivoclar
vivadent

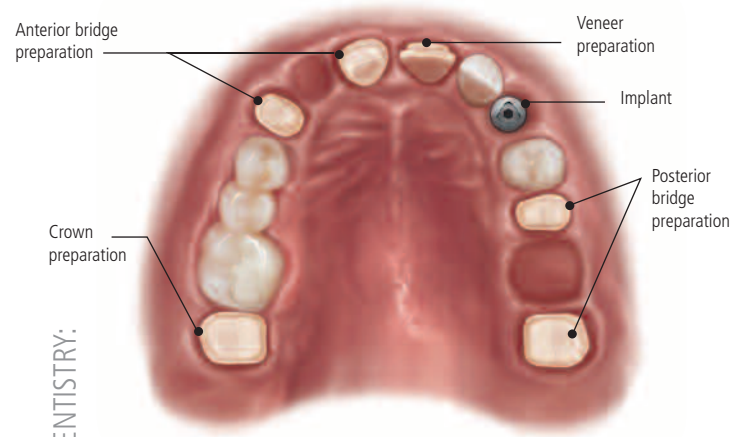




all ceramic all you need

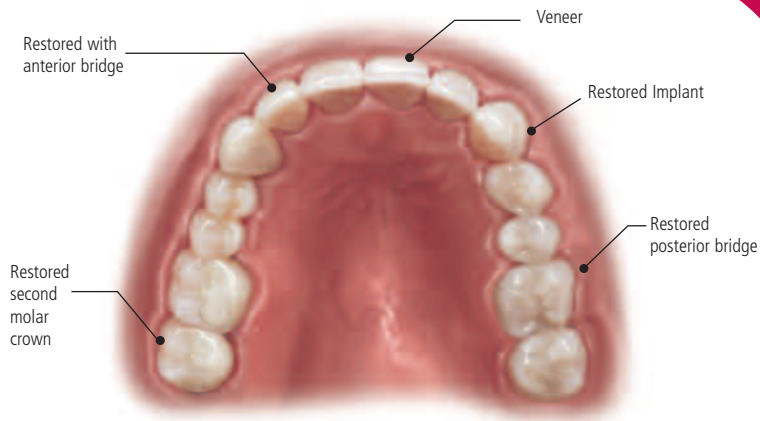
IPS Empress® and the Esthetic RevolutionSM held the promise of better dentistry, the promise of changing the lives of dentists and most importantly patients. Today, there is a technological revolution happening in dentistry that presents new opportunities for high strength laboratory fabricated restorations. For the first time, the Esthetic Revolution and Technological Revolution have aligned propelling dentistry to a new horizon.

Today, IPS e.max takes Empress to the max. Designed with simplicity and versatility in mind, IPS e.max allows you to select the most appropriate material - either high strength zirconium oxide or high strength glass ceramic - and the ideal fabrication technique for the case you are completing. A single layering ceramic, IPS e.max Ceram, offers simplicity – ultimately delivering outstanding esthetics, and predictable shade matching even with difficult combination cases.



THE NEXT REVOLUTION IN DENTISTRY:

Optimizing Strength and Esthetics



HIGHLIGHTS

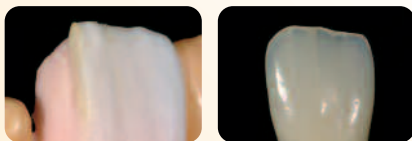
- Conventionally Cementable
- Choice of high strength materials including zirconium oxide or high strength glass ceramic
- Press and CAD/CAM fabrication techniques optimizing both strength and fit
- One layering ceramic delivering one smile chemistry
- Press on Zirconium Oxide technique
- Outstanding esthetics

Dental professionals are often faced with challenging cases like the one shown – cases that require the dentist and the technician to balance both strength and esthetic demands. This often requires multiple substructure materials and multiple systems. As a result, it is difficult to fabricate restorations and create a lifelike smile with a consistent vitality. Now, with e.max the dentist and dental technician can work in partnership to restore even the most challenging cases using one high strength conventionally cementable all ceramic system. By writing just one prescription for e.max you can be confident you will be providing your patients with optimized esthetics and strength. Patients will benefit from a highly esthetic smile.




With IPS e.max you only need to write one prescription and be confident that you are getting the strength and esthetics you demand. Select a specific e.max material or simply ask your laboratory for e.max. Together you and your laboratory partner can provide your patient with an e.max smile.

IPS e.max Ceram



- IPS e.max Ceram is a nano-fluoroapatite layering ceramic.
- Can be layered on all e.max components including high strength glass ceramic and zirconium oxide.
- Predictable results regardless of the substructure material used since it can be layered on all IPS e.max components.
- Can be layered on most commonly used zirconium oxide substructures.
- Indicated for layered veneers.

IPS e.max CAD



- High strength glass-ceramic block for superior esthetics.
- Indicated for single unit anterior and premolar substructures.
- Suitable for implant superstructures for single tooth restorations.
- Absence of shrinkage that optimizes the fit of the restoration.

IPS e.max ZirCAD



- Presintered, yttrium-stabilized zirconium oxide block for the CAD/CAM technique.
- With a flexural strength of over 900 MPA, it offers a fracture toughness more than twice that of glass-infiltrated ceramics.
- Ideal for high strength crown substructures.
- Indicated for 3- or 4-unit bridge frameworks and inlay-retained bridges.



IPS e.max Press



- Pressable technology delivering the ultimate in fit, strength, and esthetics
- High strength glass ceramic ingot offering the greatest strength.
- 400 MPa flexural strength
- Indicated for fabricating single-tooth anterior and posterior crown substructures and 3-unit anterior bridges.
- Suitable for implant superstructures for single tooth restorations.

IPS e.max ZirPress

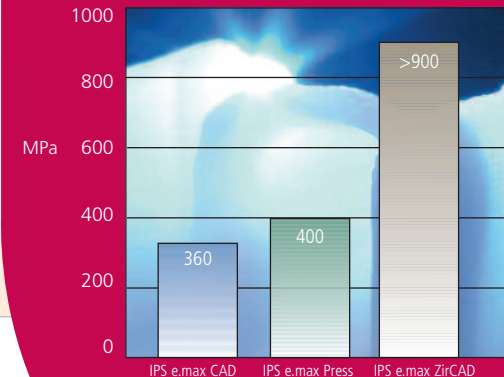


- Fluorapatite glass ceramic that offers outstanding lifelike esthetics.
- Indicated for the press to zirconia technique which allows for the fit of a pressable ceramic while achieving high strength with the zirconia.
- Ideally suited to either a cut-back technique or a fully anatomical technique.

Why ask for press to zirconium oxide with IPS e.max ZirPress?

- Fit of a pressed ceramic with the strength of zirconia.
- Detailed occlusal anatomy can be enhanced when the dental technician uses a wax-up technique.
- Occlusion can also be optimized using the wax buildup techniques.

Flexural Strengths of IPS e.max Materials*



*Data on file

all ceramic all you need

IPS e.max® and Multilink® Automix: The ideal combination

Ideally partnered with IPS e.max is MultiLink Automix Universal Cement. When you seat your e.max restoration with MultiLink Automix you can be confident in the high bond strengths delivered by this easy to use self etch cement.



Preoperative view of the core build-up on tooth 30



Completed preparation



Try in to verify fit, marginal contacts and color



Apply Primer for 15 seconds to complete conditioning



Air-thinning reveals a shiny surface

Multilink® Automix Universal Adhesive Cement

Dual Cure Adhesive Universal Resin Cement

- High immediate bond strengths
- Self-etch primer
- Dual-cure cement
- Automix delivery
- Universal application



Clinical Performance

Whether you prefer high strength glass ceramic or Zirconium Oxide restorations, IPS e.max offers you the perfect balance between simplicity and versatility. When you write your next prescription – “Make it e.max”.



Dispense the cement into the IPS e.max ZirCAD crown and seat to displace excess cement



Remove excess cement



Light cure and finish/polish restoration

Dr. Rob Ritter/Lee Culp, CDT

Make it
IPS e.max
all ceramic all you need

Dr. Tom Teel/Nelson Rego, CDT



Preoperative



Postoperative

Dr. Michael Seseman/Lee Culp, CDT



Preoperative



Postoperative

Dr. Ed Lowe/Nelson Rego, CDT



Preoperative



Postoperative



www.getemax.com

© 2006 Ivoclar Vivadent, Inc.
IPS e.max and Multilink are registered trademarks of Ivoclar Vivadent.

USA

175 Pineview Drive
Amherst, NY 14228
716.691.0010
1.800.533.6825
716.691.2285 Fax
www.ivoclarvivadent.us
mail@ivoclarvivadent.us

CANADA

2785 Skymark Avenue, Unit 1
Mississauga, Ontario L4W 4Y3
905.238.5700
1.800.263.8182
905.238.5711 Fax
www.ivoclarvivadent.ca
mail@ivoclarvivadent.ca

